

**Waste Disposal Fees  
2024-2025**



Mixed Waste	Fee
Wheelie Bin	\$5.00
Car/Station Wagon	\$5.00
Van/Ute/Box Trailer	\$10.00
Large Load - 1m <sup>3</sup> to 1.5m <sup>3</sup>	\$20.00
Light Truck (2x axles)	\$100.00
Heavy Truck (3x axles)	\$150.00
Greater than 3x axles	\$200.00

Recyclables/CRC	Fee
Recyclables/CRC	FREE

Green Waste/FOGO	Fee
Wheelie Bin	FREE
Car/Station Wagon	FREE
Van/Ute/Box Trailer	FREE
Large Load - 1m <sup>3</sup> to 1.5m <sup>3</sup>	\$20.00
Light Truck (2x axles)	\$30.00
Heavy Truck (3x axles)	\$50.00
Greater than 3x axles	\$100.00

Concrete/Bricks	Fee
Car/Station Wagon	\$5.00
Van/Ute/Box Trailer	\$10.00
Large Load - 1m <sup>3</sup> to 1.5m <sup>3</sup>	\$20.00
Light Truck (2x axles)	\$100.00
Heavy Truck (3x axles)	\$150.00
Greater than 3x axles	\$200.00

Asbestos	Fee
Per Cubic Metre	\$250 +
	Tip Access Fee

Tip Access Fee	\$70.00
Access to disposal site for Large Loads and volumes	

Tyres	Fee
Car	\$14.00
Truck - Small	\$24.00
Truck - Large	\$35.00
Tractor - Small	\$45.00
Tractor - Large >1.2m	\$80.00




Carrion (Animal Carcass)	Fee
Small (Dog/Cat)	\$10.00
Medium (Sheep/Goats/Kangaroo)	\$20.00
Large (Horse)	\$100.00

Mattresses	Fee
Single/Other	\$20.00
Double/Queen/King	\$30.00

Timber/Build Waste	Fee
Car/Station Wagon	\$5.00
Van/Ute/Box Trailer	\$10.00
Large Load - 1m <sup>3</sup> to 1.5m <sup>3</sup>	\$20.00
Light Truck (2x axles)	\$100.00
Heavy Truck (3x axles)	\$150.00
Greater than 3x axles	\$200.00

Steel/Scrap Metal	Fee
Car/Station Wagon	FREE
Van/Ute/Box Trailer	FREE
Large Load - 1m <sup>3</sup> to 1.5m <sup>3</sup>	FREE
Light Truck (2x axles)	\$100.00
Heavy Truck (3x axles)	\$150.00
Greater than 3x axles	\$200.00

Grease Trap/Septic Waste	Fee
Per 10,000 Litres	\$20.00 +
	Tip Access Fee

Wheelie Bin - per 240 litre bin 
Small load - up to an average sedan boot or half a small trailer, approximately 0.5m <sup>3</sup> . 
Medium load - up to approximately 1m <sup>3</sup> . This may be a full normal sized single axle trailer body or a full utility tray. 
Large load - any volume larger than 1m <sup>3</sup> but less than 1.5m <sup>3</sup> . This includes larger trailers. 